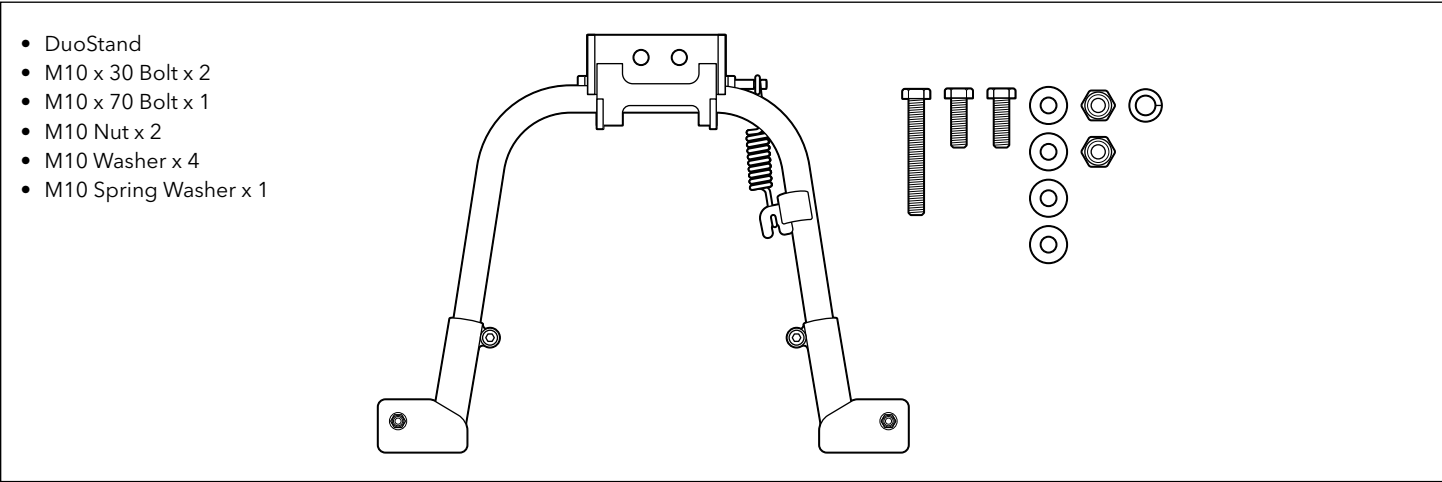


Safety

- ⚠ Do not exceed the load limit of 60 kg (132 lb).
- ⚠ Never leave children on a parked bike unattended.

What’s Included



Installation

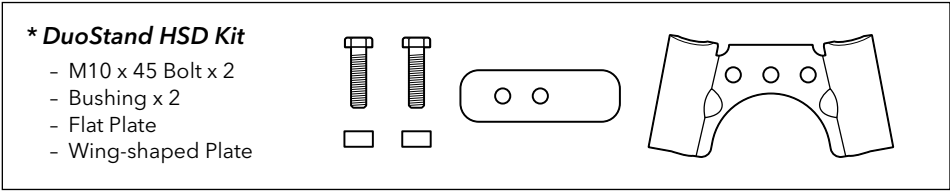
Tools required (not included)

- 17 mm Wrench x 2
- 3, 4 or 5 mm Allen Wrench*


* Tool for removing the existing kickstand may differ depending on your bike.

Additional Kit Required (For HSD™ Owners Only)

⚠ The DuoStand HSD Kit (sold separately) is required to install the DuoStand on the HSD.



1. Remove the existing kickstand. (Tool may differ depending on your bike.)



2. Install both Bolt Sets in the order and arrangement shown below.

HSD

Assembly Order

Nut
Washer
Wing-shaped plate*
Bushing*
Bike
Flat plate*
DuoStand
Washer
Bolt*

** Use parts from the DuoStand HSD Kit.*

Mounting Location

⚠ **WARNING:** Route cables as shown to avoid damage from compression.

Other Bikes

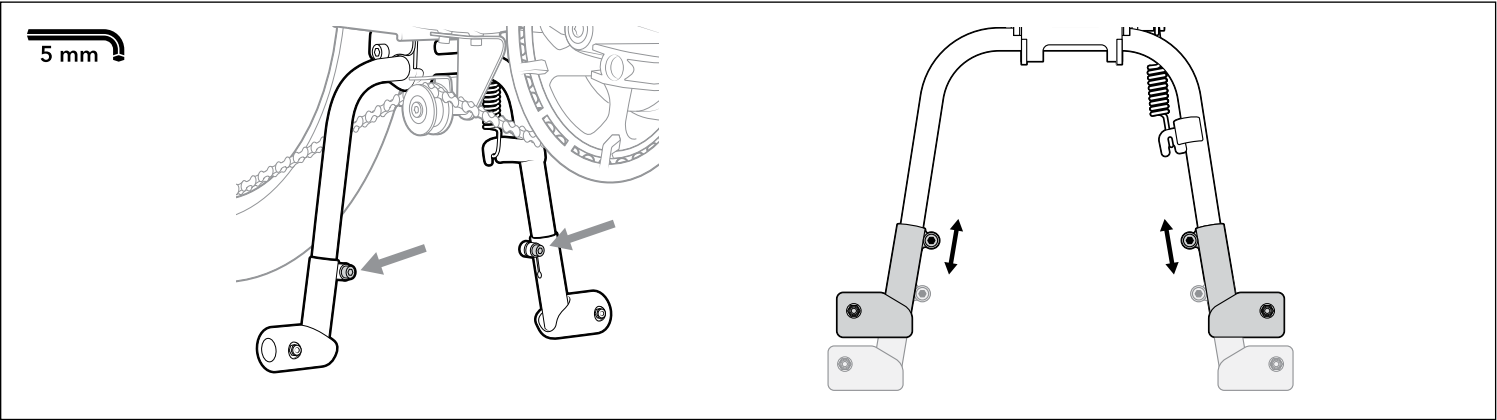
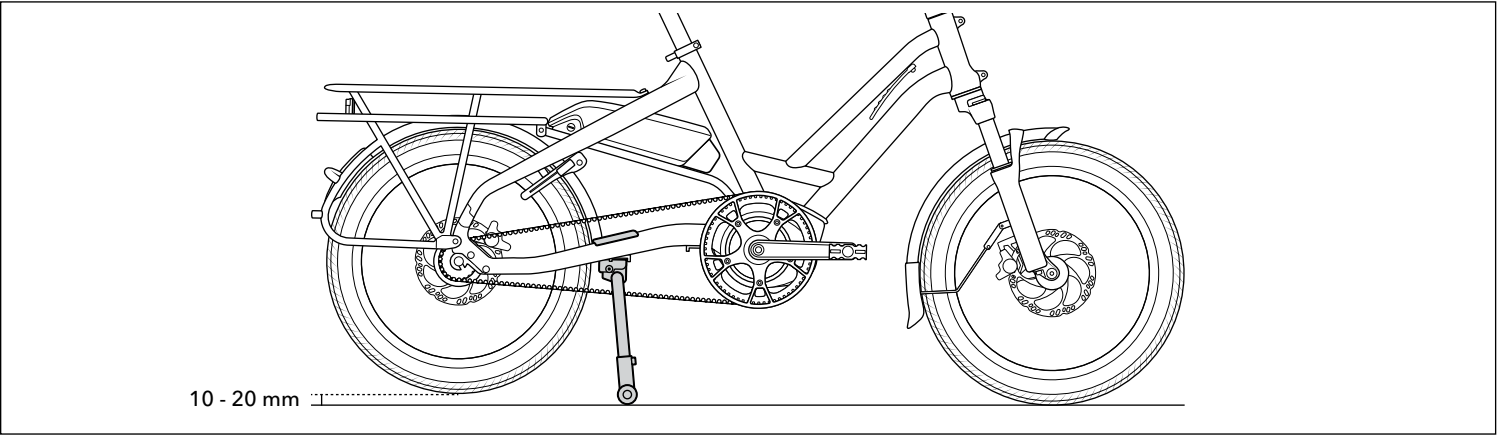
Assembly Order

Nut
Washer
Bike
DuoStand
Washer
Bolt

Mounting Location

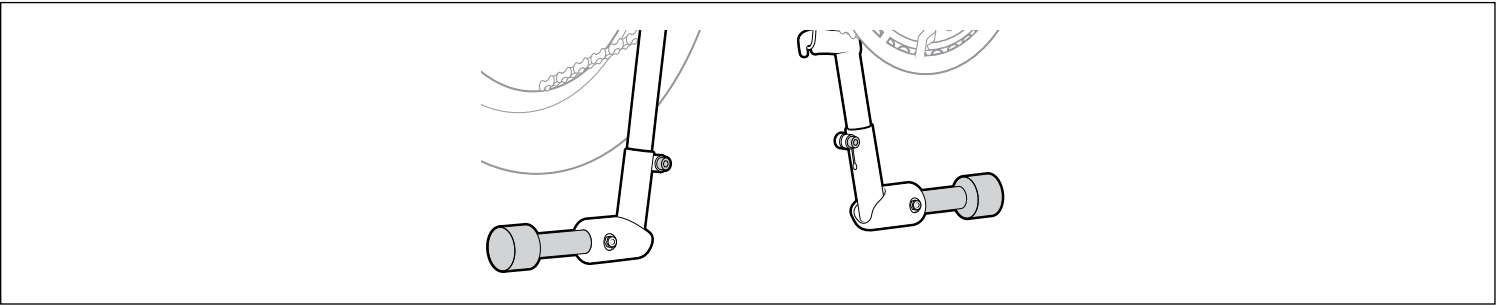
3. Measure the distance from the bottom of the rear tire to the ground and adjust the height of the DuoStand.

⚠ The recommended clearance from the bottom of the rear wheel to the ground is 10 - 20 mm (2/5" - 4/5"). If adjustment is needed, loosen the bolts on the DuoStand Ends to raise or lower the legs. Tighten the bolts to a torque of 8 - 9 Nm.



Optional: Install the Lockstand™ Extensions

For maximum stability when parked, install the **Lockstand Extensions** which are available for purchase from your local Tern dealer.



LIMITED PRODUCT WARRANTY INFORMATION: This Product comes with a ONE (1) YEAR Limited Warranty from the date of retail purchase by the original end-user. If a material or workmanship defect arises and a valid claim is received within the Warranty Period, this Product will be replaced. Mobility Holdings cannot be held liable for damages to personal property due to misuse or improper care and maintenance. This Product Warranty does not, under any circumstance, cover the replacement or cost of any third party product used with or connected to the Product.

Tern, the Tern Werd (logotype), the Tern Berd (device), Lockstand, HSD and DuoStand used alone or in combination are trade names, trade devices or registered trademarks of Mobility Holdings, Ltd.

© 2021. Tern is a trademark of Mobility Holdings, Ltd. All Rights Reserved.

   @ternbicycles

ternbicycles.com