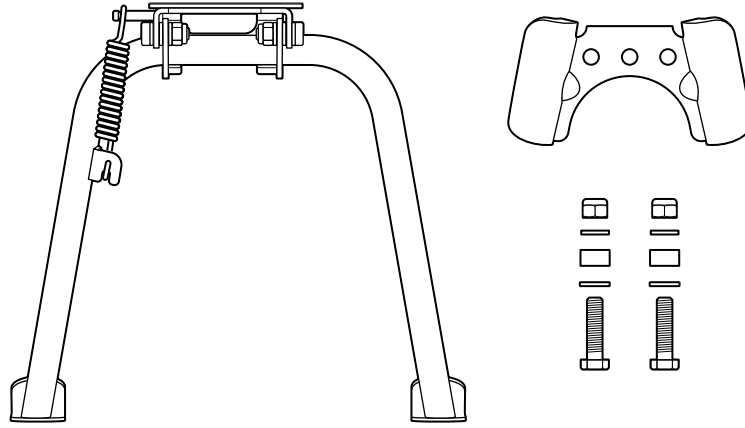


Safety

- ⚠ Do not exceed the load limit of 60 kg (132 lb).
- ⚠ Never leave children on a parked bike unattended.

What's Included

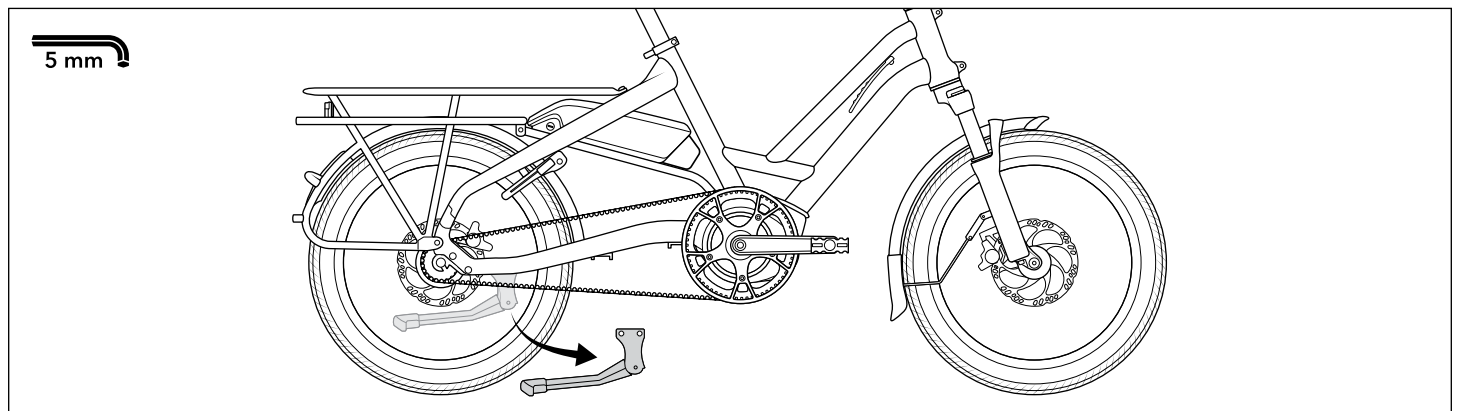
- DuoStand
- Kickstand Plate
- Bolt Set x 2



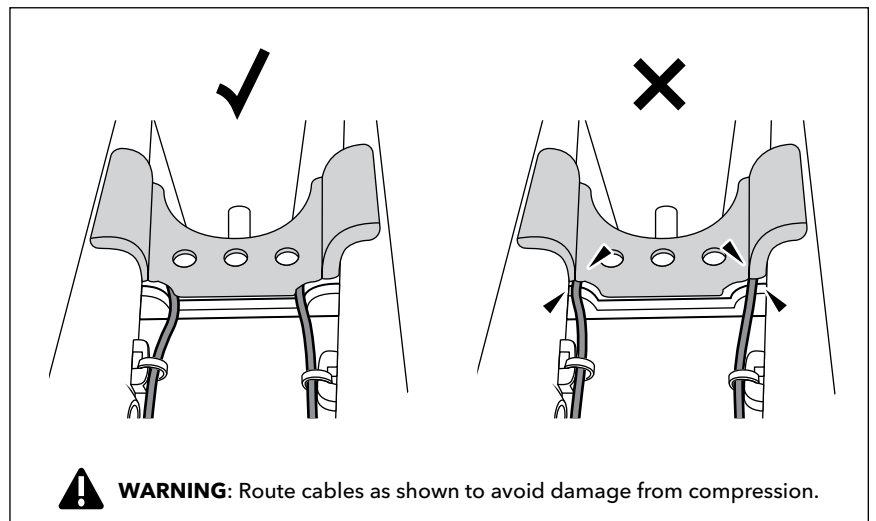
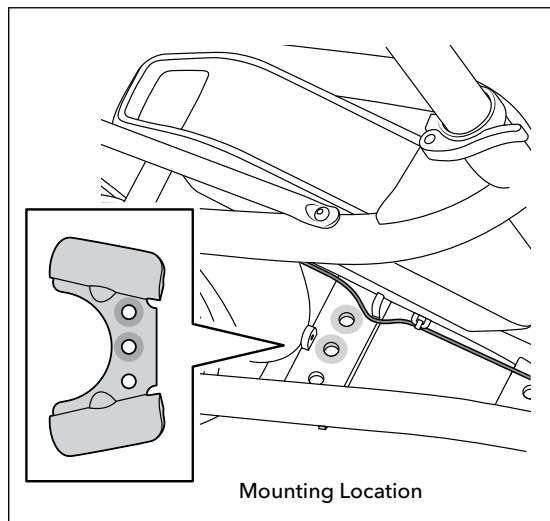
Installation

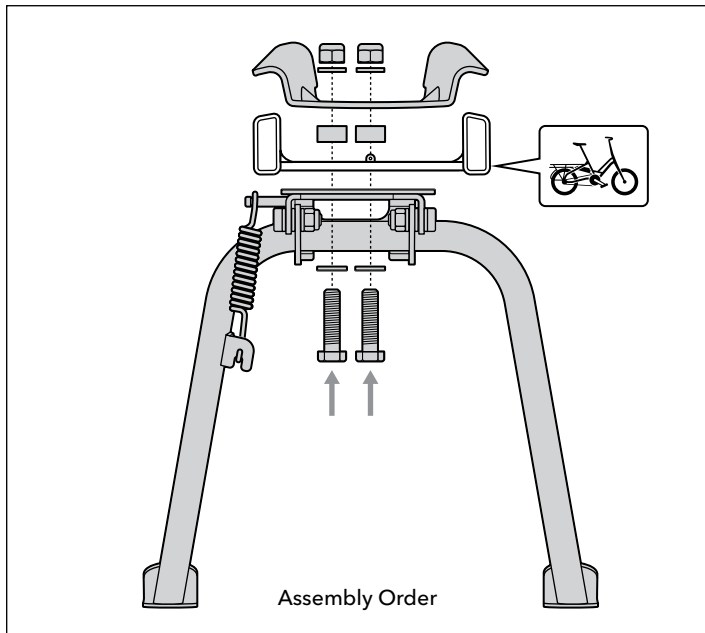
Tools required (not included)

- 17 mm Wrench x 2
- 5 mm Allen Wrench

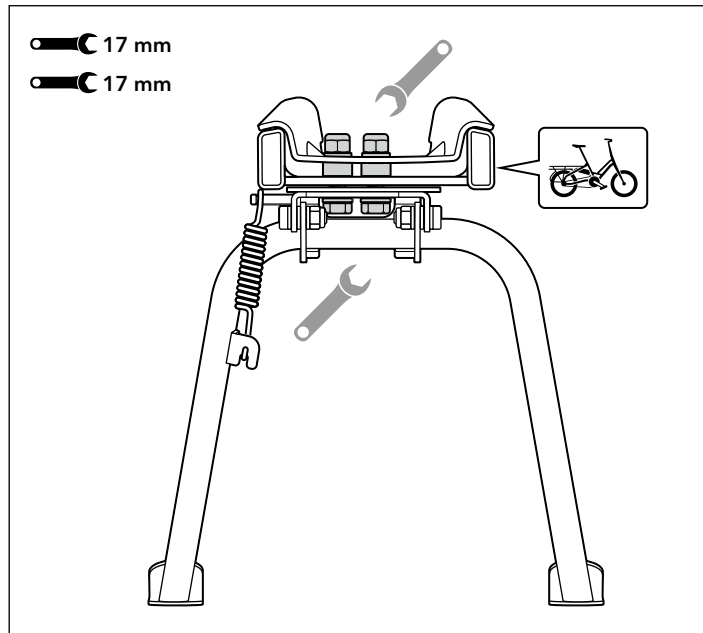


1. Remove the existing kickstand.






2. Install both Bolt Sets in the order and arrangement shown.



3. Tighten Bolts to a torque of 35-40 Nm.



LIMITED PRODUCT WARRANTY INFORMATION: This Product comes with a ONE (1) YEAR Limited Warranty from the date of retail purchase by the original end-user. If a material or workmanship defect arises and a valid claim is received within the Warranty Period, this Product will be replaced. Mobility Holdings cannot be held liable for damages to personal property due to misuse or improper care and maintenance. This Product Warranty does not, under any circumstance, cover the replacement or cost of any third party product used with or connected to the Product.

Tern, the Tern Werd (logotype), the Tern Berd (device), and DuoStand used alone or in combination are trade names, trade devices or registered trademarks of Mobility Holdings, Ltd.

© 2020 Mobility Holdings, Ltd.

   @ternbicycles

ternbicycles.com