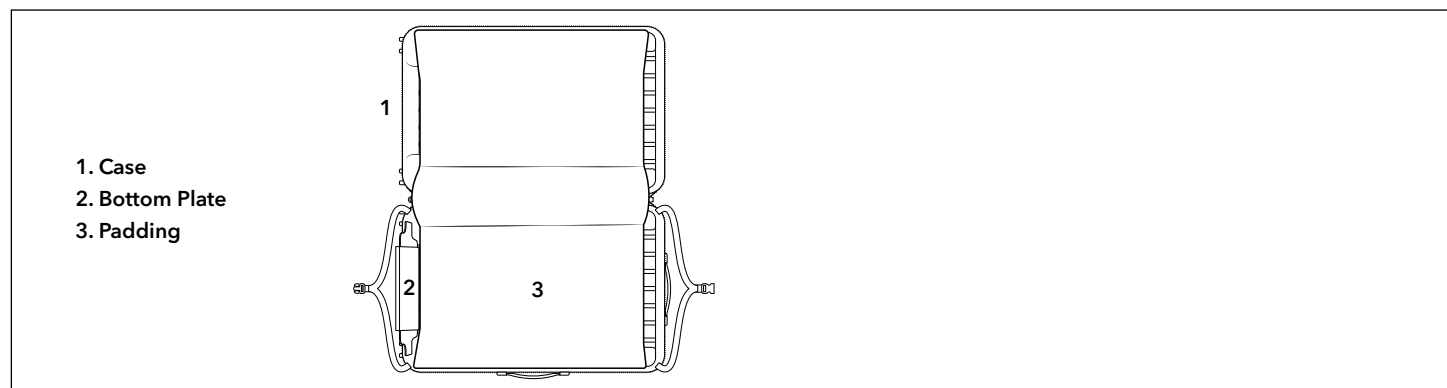


Important Information

- This manual describes how to pack a BYB bike into the AirPorter Slim.
To learn how to pack a Link or Verge into the AirPorter Slim, please check & download the manual from the support section on ternbicycles.com.

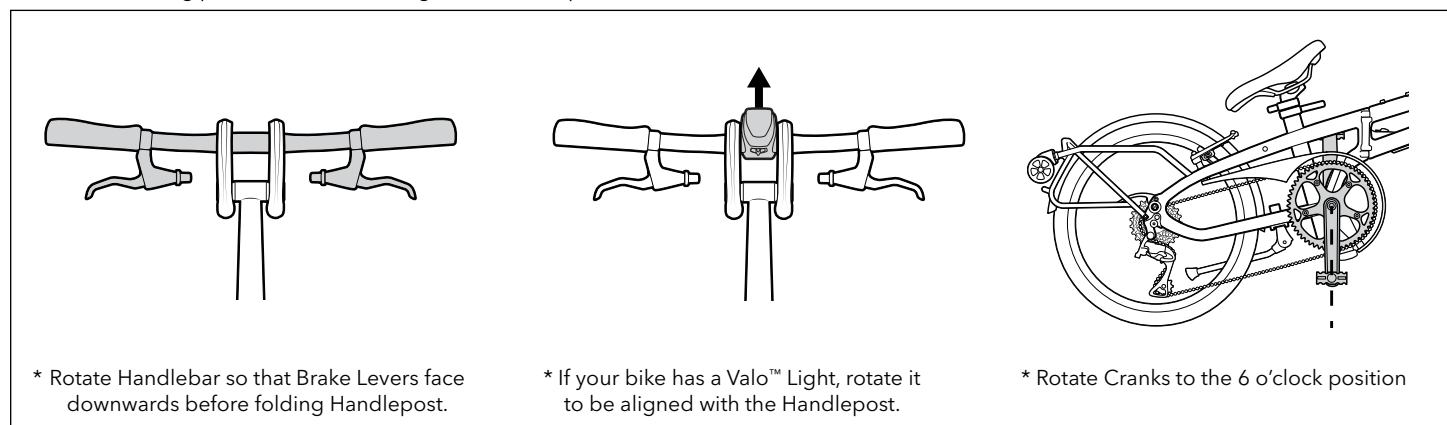
⚠ Tires do not need to be deflated to fit the bike in the suitcase; however, we highly recommend deflating tires in order to reduce the risk of them bursting open during airline travel.

What's Included

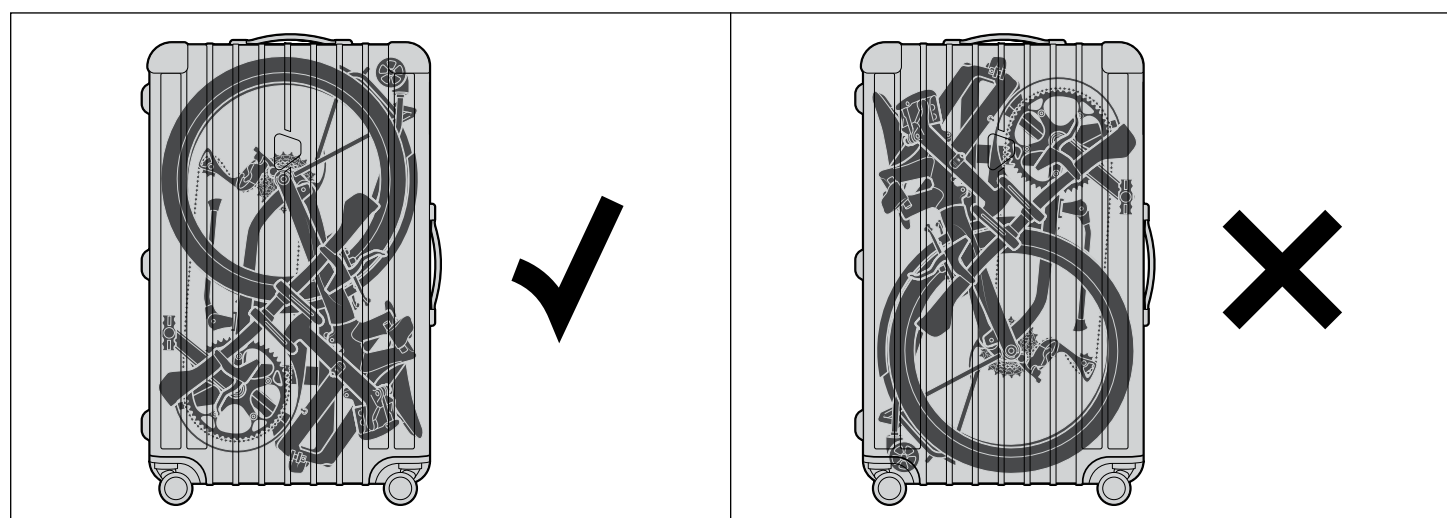


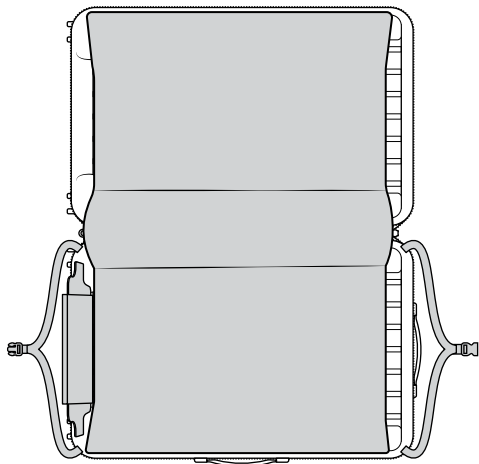
Preparation

Follow BYB folding procedure. Make changes to three steps*.

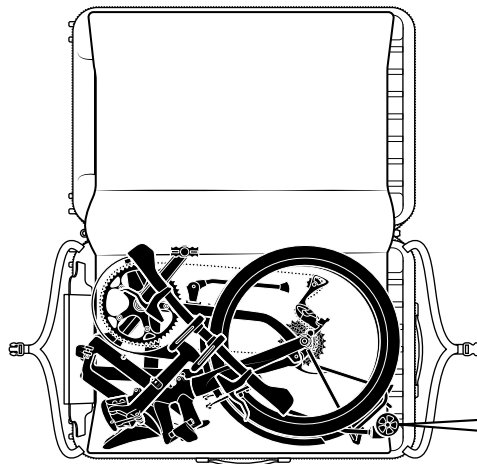


Packing



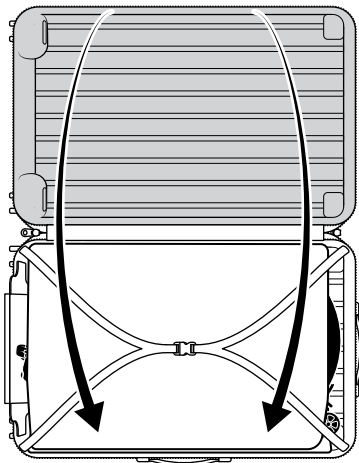
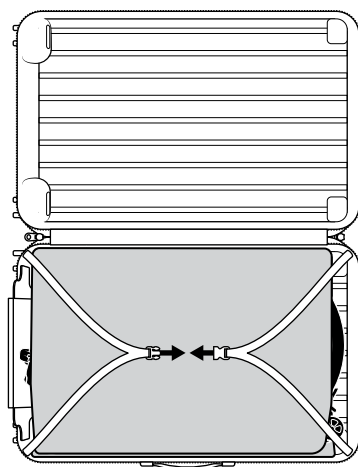
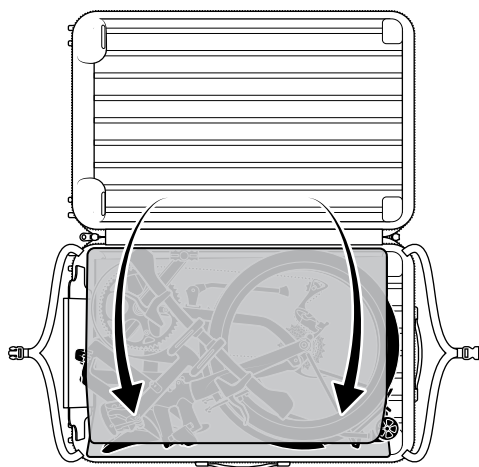
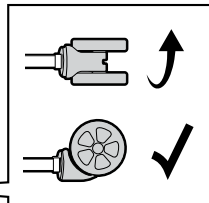


Ensure Bottom Plate, Padding and Straps are positioned correctly.

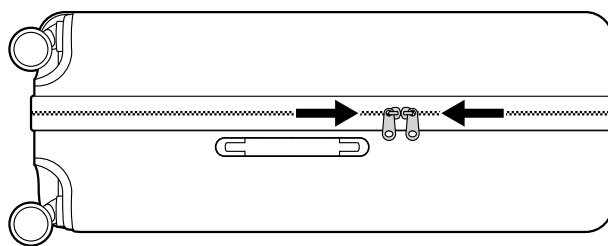


Place bike in suitcase. Position bike so that the wheels are oriented at the top of the suitcase.

Rotate the trolley wheels to reduce folded height.



⚠ Make sure top and bottom parts of suitcase are aligned before closing zipper.



LIMITED PRODUCT WARRANTY INFORMATION: This Product comes with an ONE (1) YEAR Limited Warranty from the date of retail purchase by the original end-user. If a material or workmanship defect arises and a valid claim is received within the Warranty Period, this Product will be replaced. Mobility Holdings cannot be held liable for damages to personal property due to misuse or improper care and maintenance. This Product Warranty does not, under any circumstance, cover the replacement or cost of any third party product used with or connected to the Product.

Tern, the Tern Werd (logotype), the Tern Berd (device), BYB, Valo and AirPorter used alone or in combination are trade names, trade devices or registered trademarks of Mobility Holdings, Ltd.

© 2019 Mobility Holdings, Ltd. All rights reserved.

   Tern Bicycles

ternbicycles.com